
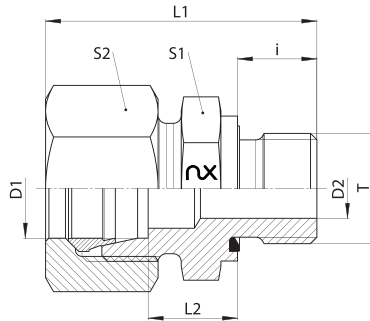


## GEV - R - WD

- Racor Roscado Macho
- Serie L
- Rosca: BSPP
- Cierre mediante junta NBR DIN 3869

- Male Stud Connector
- L Series
- Thread: BSPP
- sealing by NBR profile ring DIN 3869



GEV - R - WD												
Serie	D1	T	D2	L1	L2	i	S1	S2	Peso	PN	Descripción	Artículo N°
Series	mm		mm	mm	mm	mm	mm	mm	Weight	bar	Name	Article No.
LL	4	G 1/8"	3	26	9	6	14	10	14	100	ST GEV 04 LLR 1/8 WD	10212326
	6	G 1/8"	4	27	8	6	14	12	18	100	ST GEV 06 LLR 1/8 WD	10238628
L	6	G 1/8"	4	31	8	8	14	14	24	500	ST GEV 06 LR 1/8 WD	10209984
	6	G 1/4"	4	36	10	12	19	14	39	500	ST GEV 06 LR 1/4 WD	10209985
	6	G 3/8"	4	38	11	12	22	14	55	500	ST GEV 06 LR 3/8 WD	10209986
	6	G 1/2"	4	41	12	14	27	14	72	500	ST GEV 06 LR 1/2 WD	10209987
	8	G 1/8"	4	32	9	8	14	17	33	500	ST GEV 08 LR 1/8 WD	10209988
	8	G 1/4"	6	37	10	12	19	17	44	500	ST GEV 08 LR 1/4 WD	10200460
	8	G 3/8"	6	38	11	12	22	17	62	500	ST GEV 08 LR 3/8 WD	10209989
	8	G 1/2"	6	41	12	14	27	17	91	500	ST GEV 08 LR 1/2 WD	10209990
	10	G 1/8"	4	33	10	8	17	19	42	500	ST GEV 10 LR 1/8 WD	10209991
	10	G 1/4"	6	38	11	12	19	19	50	500	ST GEV 10 LR 1/4 WD	10209992
	10	G 3/8"	8	39	12	12	22	19	64	500	ST GEV 10 LR 3/8 WD	10209993
	10	G 1/2"	8	41	13	14	27	19	92	500	ST GEV 10 LR 1/2 WD	10209994
	10	G 3/4"	8	47	14	16	32	19	125	500	ST GEV 10 LR 3/4 WD	10238629
	12	G 1/8"	4	34	11	8	19	22	54	400	ST GEV 12 LR 1/8 WD	10209995
	12	G 1/4"	6	39	12	12	19	22	59	400	ST GEV 12 LR 1/4 WD	10209996
	12	G 3/8"	9	39	12	12	22	22	69	400	ST GEV 12 LR 3/8 WD	10209997
	12	G 1/2"	10	42	13	14	27	22	95	400	ST GEV 12 LR 1/2 WD	10209998
	12	G 3/4"	10	45	14	16	32	22	146	400	ST GEV 12 LR 3/4 WD	10209999
	15	G 1/4"	12	42	12	12	22	27	92	400	ST GEV 15 LR 1/4 WD	10238630
	15	G 3/8"	9	41	14	12	27	27	100	400	ST GEV 15 LR 3/8 WD	10210000
15	G 1/2"	11	42	14	14	27	27	118	400	ST GEV 15 LR 1/2 WD	10210001	
15	G 3/4"	12	46	15	16	32	27	162	400	ST GEV 15 LR 3/4 WD	10210002	
18	G 3/8"	9	42	14	12	27	32	133	400	ST GEV 18 LR 3/8 WD	10210003	
18	G 1/2"	14	45	14	14,5	27	32	138	400	ST GEV 18 LR 1/2 WD	10203320	
18	G 3/4"	15	47	14	16	32	32	177	400	ST GEV 18 LR 3/4 WD	10210004	
22	G 1/2"	14	47	16	14	32	36	180	250	ST GEV 22 LR 1/2 WD	10210005	
22	G 3/4"	18	47	16	14	32	36	191	250	ST GEV 22 LR 3/4 WD	10210006	

Dimensiones aprox. / approx. Dimensions


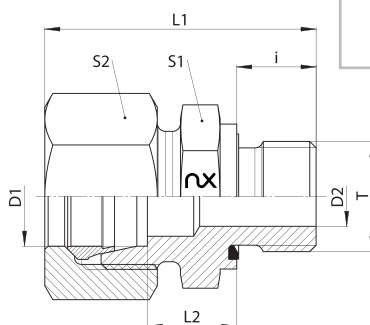
■ Las descripciones dadas hacen referencia a la pieza completamente montada. Para solicitar solo cuerpo (sin tuerca ni bicono), añadir una "X" después del nombre ST. Por ejemplo: ST X GEV 04 LLR 1/8 WD

■ Part numbers given refer to completely assembled parts. To request only body (without nut and cutting ring) include "X" after the name ST. For example: ST X GEV 04 LLR 1/8 WD

## GEV - R - WD

- Racor Roscado Macho
- Serie L y S
- Rosca: BSPP
- Cierre mediante Junta NBR DIN 3869

- Male Stud Connector
- L and S Series
- Thread: BSPP
- sealing by NBR profile ring DIN 3869



### GEV - R - WD

Serie Series	D1 mm	T	D2 mm	L1 mm	L2 mm	i mm	S1 mm	S2 mm	Peso Weight g	PN bar	Descripción Name	Artículo N° Article No.
L	22	G 1"	19	52	17	18	41	36	278	250	ST GEV 22 LR 1 WD	10210007
	28	G 1/2"	14	52	17	14	41	41	250	250	ST GEV 28 LR 1/2 WD	10210008
	28	G 3/4"	18	50	17	16	41	41	257	250	ST GEV 28 LR 3/4 WD	10210009
	28	G 1"	23	52	17	18	41	41	268	250	ST GEV 28 LR 1 WD	10210010
	28	G 1.1/4"	24	55	18	20	50	41	414	250	ST GEV 28 LR 1.1/4 WD	10210011
	35	G 3/4"	18	60	17	16	46	50	389	250	ST GEV 35 LR 3/4 WD	10210013
	35	G 1"	23	57	17	18	46	50	383	250	ST GEV 35 LR 1 WD	10210014
	35	G 1.1/4"	30	59	17	20	50	50	429	250	ST GEV 35 LR 1.1/4 WD	10210015
	35	G 1.1/2"	30	63	19	22	55	50	580	250	ST GEV 35 LR 1.1/2 WD	10210016
	42	G 1"	23	60	19	18	55	60	563	250	ST GEV 42 LR 1 WD	10210017
	42	G 1.1/4"	30	62	19	20	50	60	587	250	ST GEV 42 LR 1.1/4 WD	10210018
	42	G 1.1/2"	36	64	19	22	55	60	582	250	ST GEV 42 LR 1.1/2 WD	10210019
S	6	G 1/8"	4	35	12	8	14	17	39	800	ST GEV 06 SR 1/8 WD	10210020
	6	G 1/4"	4	40	13	12	19	17	53	800	ST GEV 06 SR 1/4 WD	10210021
	6	G 3/8"	4	42	15	12	22	17	70	800	ST GEV 06 SR 3/8 WD	10210022
	6	G 1/2"	4	47	18	14	27	17	101	800	ST GEV 06 SR 1/2 WD	10210023
	8	G 1/8"	4	34	14	8	17	19	58	800	ST GEV 08 SR 1/8 WD	10210025
	8	G 1/4"	5	42	15	12	19	19	64	800	ST GEV 08 SR 1/4 WD	10210026
	8	G 3/8"	5	42	15	12	22	19	80	800	ST GEV 08 SR 3/8 WD	10210027
	8	G 1/2"	5	47	18	14	27	19	112	800	ST GEV 08 SR 1/2 WD	10210028
	10	G 1/8"	4	35	10	8	19	22	58	800	ST GEV 10 SR 1/8 WD	10215322
	10	G 1/4"	5	42	14	12	19	22	76	800	ST GEV 10 SR 1/4 WD	10210030
	10	G 3/8"	7	43	15	12	22	22	89	800	ST GEV 10 SR 3/8 WD	10210031
	10	G 1/2"	7	47	17	14	27	22	131	800	ST GEV 10 SR 1/2 WD	10210032
	10	G 3/4"	8	49	14	16	32	22	137	800	ST GEV 10 SR 3/4 WD	10210033
	12	G 1/4"	5	44	16	12	22	24	98	630	ST GEV 12 SR 1/4 WD	10210034
	12	G 3/8"	8	45	17	12	22	24	99	630	ST GEV 12 SR 3/8 WD	10210035
12	G 1/2"	8	48	17	14	27	24	136	630	ST GEV 12 SR 1/2 WD	10210036	
12	G 3/4"	10	52	17	16	32	24	140	630	ST GEV 12 SR 3/4 WD	10210037	

Dimensiones aprox. / approx. Dimensions


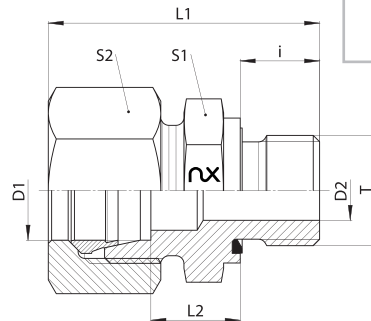
■ Las descripciones dadas hacen referencia a la pieza completamente montada. Para solicitar solo cuerpo (sin tuerca ni bicono), añadir una "X" después del nombre ST. Por ejemplo: ST X GEV 22 LR 1 WD

■ Part numbers given refer to completely assembled parts. To request only body (without nut and cutting ring) include "X" after the name ST. For example: ST X GEV 22 LR 1 WD

## GEV - R - WD

- Racor Roscado Macho
- Serie S
- Rosca BSPP
- Cierre mediante Junta NBR DIN 3869

- Male Stud Connector
- S Series
- Thread: BSPP
- sealing by NBR profile ring DIN 3869



### GEV - R - WD

Series	D1	T	D2	L1	L2	i	S1	S2	Peso Weight	PN bar	Descripción Name	Artículo N° Article No.
Series	mm		mm	mm	mm	mm	mm	mm	g			
S	14	G 3/8"	8	48	18	12	24	27	130	630	ST GEV 14 SR 3/8 WD	10209757
	14	G 1/2"	10	51	19	14	27	27	152	630	ST GEV 14 SR 1/2 WD	10210039
	14	G 3/4"	10	55	21	16	32	27	194	630	ST GEV 14 SR 3/4 WD	10210040
	16	G 1/4"	5	50	17	12	27	30	151	630	ST GEV 16 SR 1/4 WD	10238893
	16	G 3/8"	8	48	18	12	27	30	161	630	ST GEV 16 SR 3/8 WD	10210041
	16	G 1/2"	12	51	18	14	27	30	171	630	ST GEV 16 SR 1/2 WD	10210042
	16	G 3/4"	12	55	20	16	32	30	223	630	ST GEV 16 SR 3/4 WD	10210043
	16	G 1"	12	61	22	18	41	30	321	630	ST GEV 16 SR 1 WD	10216754
	20	G 3/8"	8	57	18	12	32	36	253	420	ST GEV 20 SR 3/8 WD	10238655
	20	G 1/2"	12	56	20	14	32	36	263	420	ST GEV 20 SR 1/2 WD	10210044
	20	G 3/4"	16	58	20	16	32	36	279	420	ST GEV 20 SR 3/4 WD	10210045
	20	G 1"	16	62	22	18	41	36	378	420	ST GEV 20 SR 1 WD	10210046
	20	G 1.1/4"	16	64	22	20	50	36	517	420	ST GEV 20 SR 1.1/4 WD	10210047
	25	G 1/2"	12	61	23	14	41	46	443	420	ST GEV 25 SR 1/2 WD	10213084
	25	G 3/4"	16	63	23	16	41	46	470	420	ST GEV 25 SR 3/4 WD	10209858
	25	G 1"	20	65	23	18	41	46	481	420	ST GEV 25 SR 1 WD	10200458
	25	G 1.1/4"	20	67	23	20	50	46	626	420	ST GEV 25 SR 1.1/4 WD	10210050
	30	G 3/4"	16	69	25	16	46	50	579	420	ST GEV 30 SR 3/4 WD	10238656
	30	G 1"	20	68	23	18	46	50	588	420	ST GEV 30 SR 1 WD	10209760
	30	G 1.1/4"	25	70	23	20	50	50	656	420	ST GEV 30 SR 1.1/4 WD	10209759
30	G 1.1/2"	25	75	26	22	55	50	768	420	ST GEV 30 SR 1.1/2 WD	10210052	
38	G 1"	20	60	26	18	46	50	916	420	ST GEV 38 SR 1 WD	10216047	
38	G 1.1/4"	25	77	26	20	55	60	936	420	ST GEV 38 SR 1.1/4 WD	10209762	
38	G 1.1/2"	32	79	26	22	55	60	924	420	ST GEV 38 SR 1.1/2 WD	10209761	

Dimensiones aprox. / approx. Dimensions

■ Las descripciones dadas hacen referencia a la pieza completamente montada. Para solicitar solo cuerpo (sin tuerca ni bicono), añadir una "X" después del nombre ST. Por ejemplo: ST X GEV 14 SR 3/8 WD

■ Part numbers given refer to completely assembled parts. To request only body (without nut and cutting ring) include "X" after the name ST. For example: ST X GEV 14 SR 3/8 WD